



April 26 - April 30, 2010

Main Theme of Week

- According to the data of the National Statistics Office of Georgia, in January-March, 2010, Georgian foreign trade turnover amounted to 1 359 mln. USD, that is 15% more than same data in the same period of previous year.
- The trade and economic cooperation agreement was concluded between Georgia and Hashemite Kingdom of Jordan on the 26th of April

Economic and Business News

Georgian Foreign Trade

According to the data of the National Statistics Office of Georgia, in January-March, 2010, Georgian foreign trade turnover amounted to 1 359 mln. USD, that is 15% more than same data in the same period of previous year.

Export reached 339 mln. USD, import – 1 020 mln. USD.

Ferroalloys is the main commodity in Georgian export. In January-March, 2010 exported ferroalloys amounted to 57 mln. USD (17% of total export).

Other important commodities in Georgian export are motor cars (11.2% of total export), Gold (6.8%), copper ores and concentrates (6%), ferrous waste and scrap (5.7%), Mineral or chemical fertilizers, nitrogenous (5,1%), nuts (4.3%), undenatured ethyl alcohol, spirits, liqueurs and other spirituous beverages (3.7%), Crude oils (2,7%) etc.

In January-March, 2009, main commodities in Georgian import were Petroleum and petro-

leum oils (12% of total import), Motor cars (6.6% of total import), Petroleum gases and

other gaseous hydrocarbons (4.8%), medicaments (3.8%), wheat (3.1%), Electrical apparatus for line telephony or line telegraphy (2.4%), Structures of iron or steel (1.6%) etc.

According to the data of the National Statistics Office of Georgia, in January-March, 2010, Georgian foreign trade turnover with EU countries amounted to 358 million USD (26.3% of total trade turnover), that is 16% more than same data in the same period of previous year.

Export amounted to 82 million USD (24.2% of total export), import – 276 million USD (27.1% of total import).

In January-March, 2010, Georgian foreign trade turnover with CIS countries reached 429 million USD (31.6% of total trade turnover). Export amounted to 118 million USD (34.8% of total export), import – 311 million USD (30.5% of total import).

In January-March, 2010, share of 10 biggest trade partners in Georgian total foreign trade

Contact Information:

Zurab Pololikashvili
Minister of Economic Development of Georgia
zp@economy.ge

Zurab Alavidze
Deputy Minister of Economic Development of Georgia
zalavidze@economy.ge

Lali Gogoberidze
Head of Economic Analysis and Policy Department
lalig@economy.ge

Eter Mamukelashvili
Chief Specialist
(+99599) 16 41 96
eteri@economy.ge

Nino Berianidze
Chief Specialist
(+ 99593) 56 17 81
niniko@economy.ge



turnover amounted to 65%.

The Trade and Economic Cooperation Agreement

The trade and economic cooperation agreement was concluded between Georgia and Hashemite Kingdom of Jordan on the 26th of April.

In the frame of Georgian Prime-Minister's visit in Jordan, trade and economic cooperation agreement was concluded between the two countries in the capital of Jordan, Amman.

Georgian Prime-Minister arranged meetings with the Jordanian peer and local businessmen. The parties agreed that they would sign several agreements in future.

New Service Centre in Lagodekhi

New centre of Revenue Service was opened in Lagodekhi, Kakheti Region.

According to the Head of Revenue Service, new service centre is very important for local citizens of Lagodekhi, because they had to visit Tsnori to implement any tax procedure before. Now tax payers can visit new Service Centre of Lagodekhi which simplifies their relationship with tax institutions.

Construction process of new Service Centre in Lagodekhi finished in 2 months and has been financed from state budget by 80 000 GEL.

Sector of Agriculture

Minister of Agriculture of Georgia visited Marneuli, where he observed the planting

of plural seedlings with the use of modern technology.

During such planting the soil is covered with the special material which prevents plural weeds from growing. This provides plural seedling with the better development opportunities. As a result farmer receives more products per hectare.

Sector of Telecommunications

The Georgian National Communications Commission announced the Auction for acquisition of the radio frequency spectrum license in Akhaltsikhe.

The deadline for registration of participants in the Auction is May 17, 2010. The Auction will be held at Georgian National Communications Commission on June 11, 2010.

The initial price of the radio frequency spectrum license is 5 945 GEL.

Auction has been announced for radiofrequency spectrum licence in Bolnisi too.

The Georgian National Communications Commission informs that Announcement of an auction was initiated by private person (entrepreneur), which needs the radio frequency band for the provision of transit broadcasting.

The deadline for registration of participants in the Auction is May 17, 2010. The Auction will be held at Georgian National Communications Commission on June 11, 2010.

The initial price of the radio frequency spectrum license is 14 985 GEL.

Contact Information:

Zurab Pololikashvili
Minister of Economic Development of Georgia
zp@economy.ge

Zurab Alavidze
Deputy Minister of Economic Development of Georgia
z.alavidze@economy.ge

Lali Gogoberidze
Head of Economic Analysis and Policy Department
lalig@economy.ge

Eter Mamukelashvili
Chief Specialist
(+99599) 16 41 96
eteri@economy.ge

Nino Berianidze
Chief Specialist
(+99593) 56 17 81
niniko@economy.ge



Daily Economic Statistics

Indexes

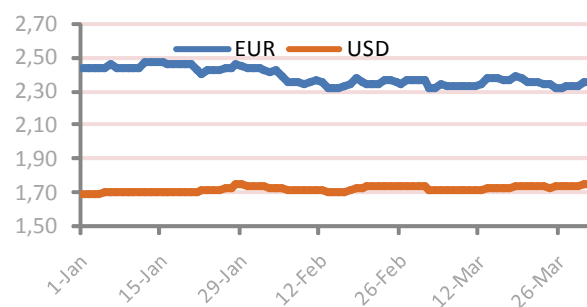
	29.04.10	30.04.10	Change
NASDAQ	2 471,73	2 511,92	▲ 1,63%
S&P 500	1191,36	1206,78	▲ 1,29%
Dow Jones	11 045,27	11 167,32	▲ 1,1%
Georgia's Eurobond (price)	104,90	104,92	▲ 0,02%
Georgia's Eurobond (yield)	5,669	5,662	▼ -0,12%

Source:

Yahoo Finance, Galt & Taggart Securities

Foreign Exchange Rates (GEL)

	USD	EUR
30.04.10	1,7738	2,3494
29.04.10	1,7614	2,3229
28.04.10	1,7600	2,3415
27.04.10	1,7521	2,3338
26.04.10	1,7519	2,3318



Source:

National Bank of Georgia

World Prices (USD)

	26.04.10	27.04.10	28.04.10	29.04.10	30.04.10
BRENT (DTD) (1 Barrel)	85,41	83,15	82,87	84,16	85,83
Gold (1 Uncia)	1154,00	1152,25	1164,25	1170,00	1175,25
Silver (1 Uncia)	18,35	18,16	17,96	18,15	18,62
Cooper (1 KG)	7,660	7,760	7,645	7,411	7,395

Source:

MetalPrices.com, LBMA.org.uk, Yahoo Finance

Main Macroeconomic Indicators

- In 2009, nominal GDP of Georgia amounted 17 948,6 mln. USD, while in 2004 it amounted 5 125 mln. USD

	2004	2005	2006	2007	2008	2009*
Nominal GDP (mln. GEL)	9824,3	11620,9	13789,9	16993,8	19074,9	17948,6
Real growth of GDP	5,9%	9,6%	9,4%	12,3%	2,3%	-3,9%
GDP per capita (GEL)	2276,7	2689,1	3133,1	3866,9	4352,9	4092,8

*Adjusted evaluations will be published by end of November of 2010

Source:

National Statistics Office of Georgia

Contact Information:

Zurab Pololikashvili
Minister of Economic Development of Georgia
zp@economy.ge

Zurab Alavidze
Deputy Minister of Economic Development of Georgia
zalavidze@economy.ge

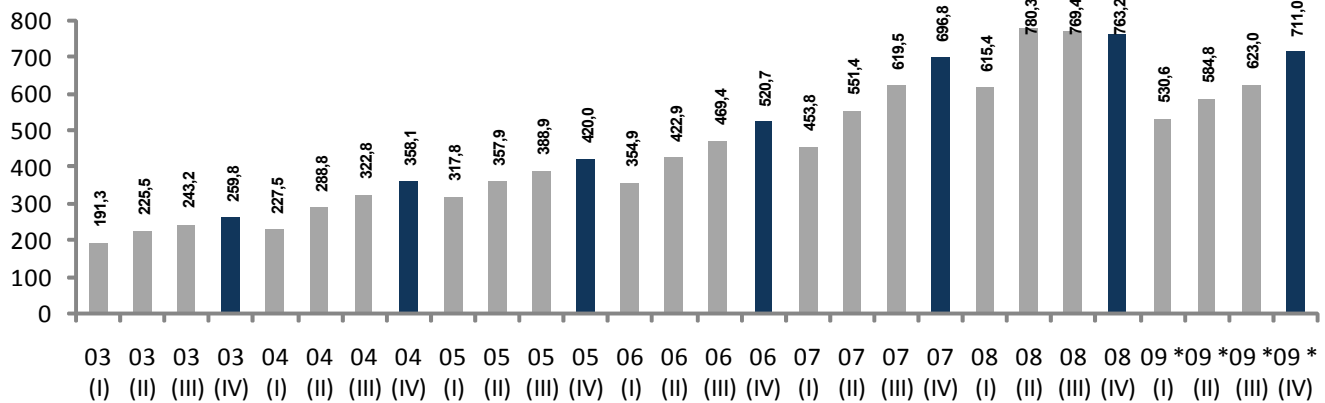
Lali Gogoberidze
Head of Economic Analysis and Policy Department
lalig@economy.ge

Eter Mamukelashvili
Chief Specialist
(+99599) 16 41 96
eteri@economy.ge

Nino Berianidze
Chief Specialist
(+ 99593) 56 17 81
niniko@economy.ge



GDP per capita (USD)

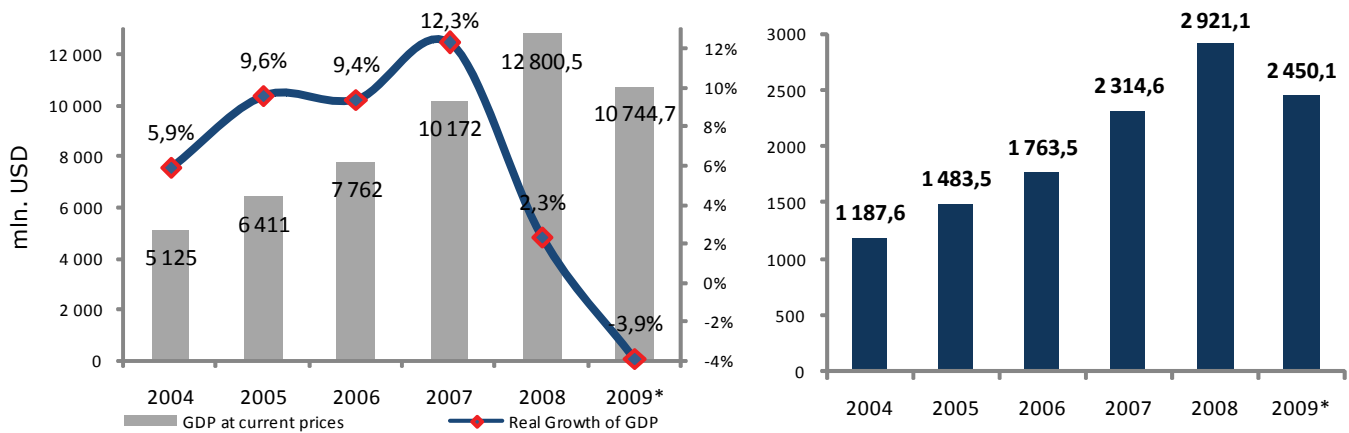


Source:

National Statistics Office of Georgia

GDP at current prices and real growth

GDP per capita (Annual, USD)



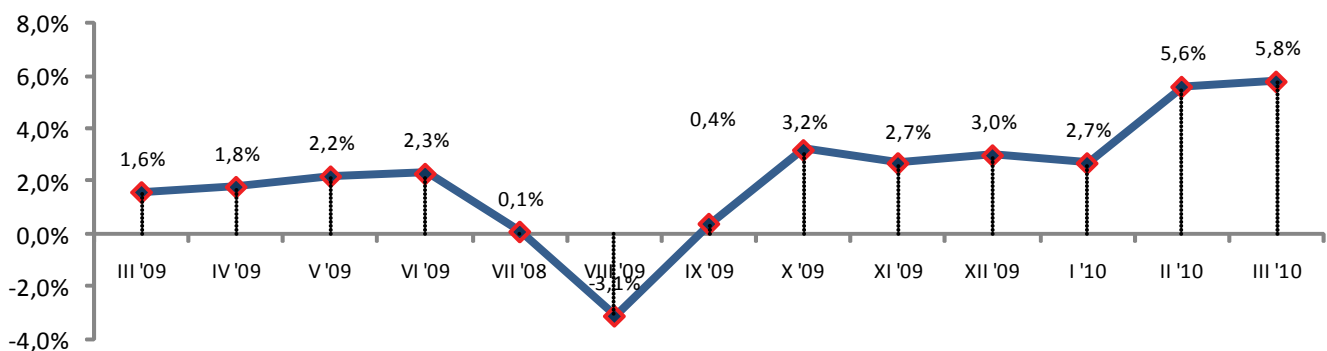
Source:

National Statistics Office of Georgia

Remark:

*Adjusted evaluations will be published by end of November of 2010

Inflation



Contact Information:

Zurab Pololikashvili
Minister of Economic Development of Georgia
zp@economy.ge

Zurab Alavidze
Deputy Minister of Economic Development of Georgia
zalavidze@economy.ge

Lali Gogoberidze
Head of Economic Analysis and Policy Department
lalig@economy.ge

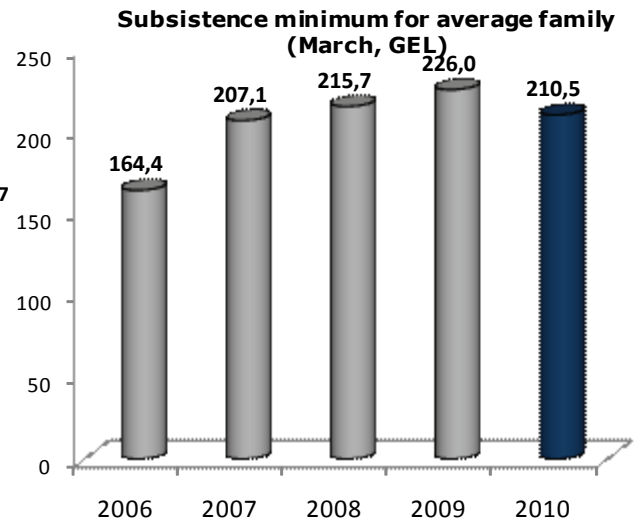
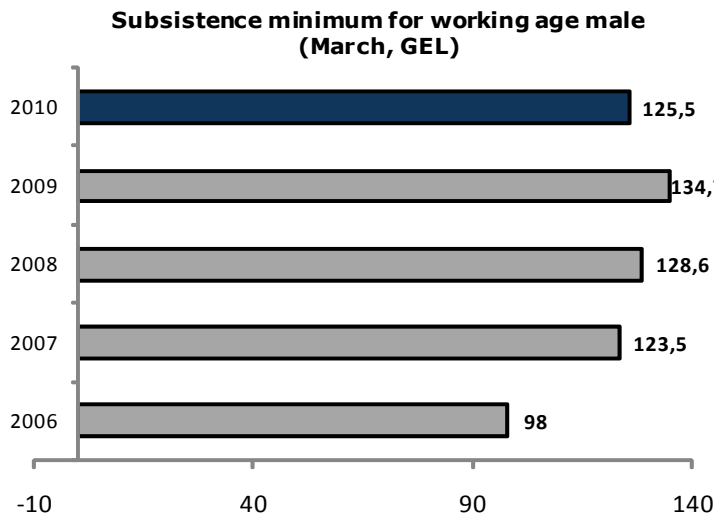
Eter Mamukelashvili
Chief Specialist
(+99599) 16 41 96
eteri@economy.ge

Nino Berianidze
Chief Specialist
(+99593) 56 17 81
niniko@economy.ge



Social Statistics

	2005	2006	2007	2008
Active population (labour force, thousand person)	2023,9	2021,8	1965,3	1917,8
Employed	1744,6	1747,3	1704,3	1601,9
Salaried employees	600,5	603,9	625,4	572,4
Self-employed	1143,3	1141,6	1078,8	1028,5
Not classified	0,8	1,8	0,1	1,1
Unemployed	279,3	274,5	261,0	315,8
Unemployment rate (%)	13,8	13,6	13,3	16,5



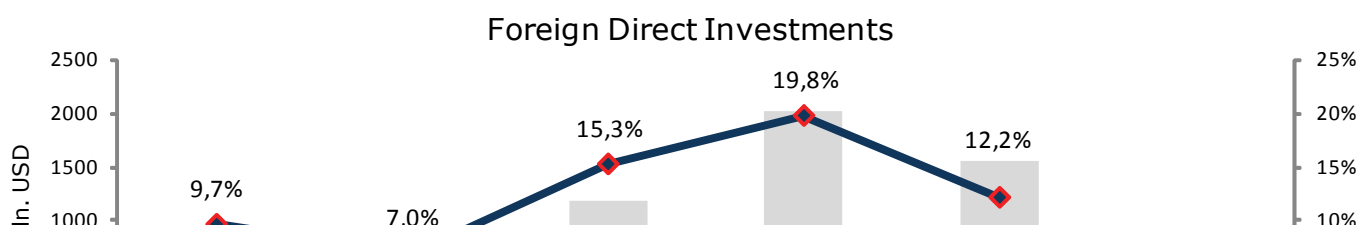
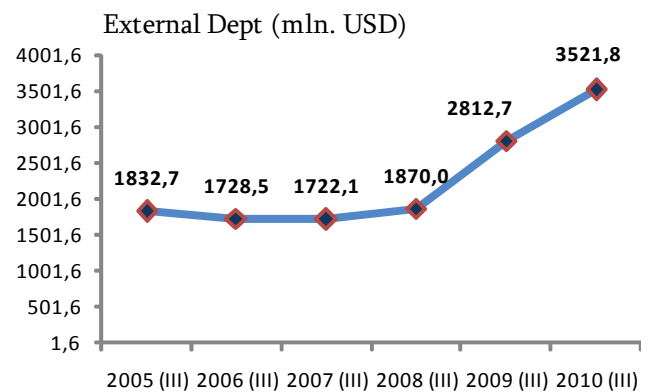
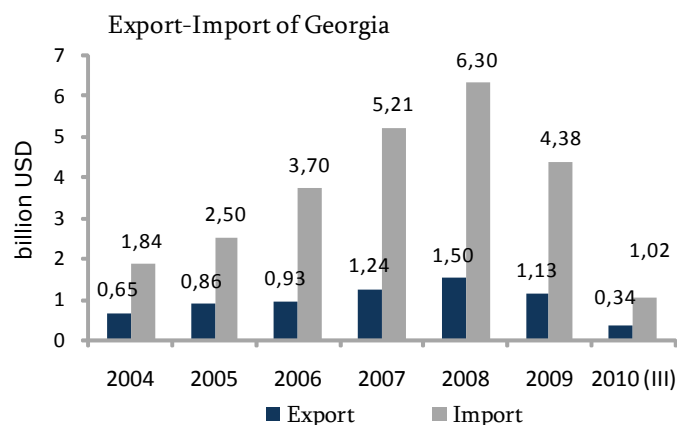
	2006	2007	2008	2009	2010*
Working age male	106,5	118,6	127,9	128,8	125,5
Average consumer	94,4	105,0	113,3	114,1	111,1
Average family	178,7	198,9	214,6	216,0	210,5

(* March, GEL)

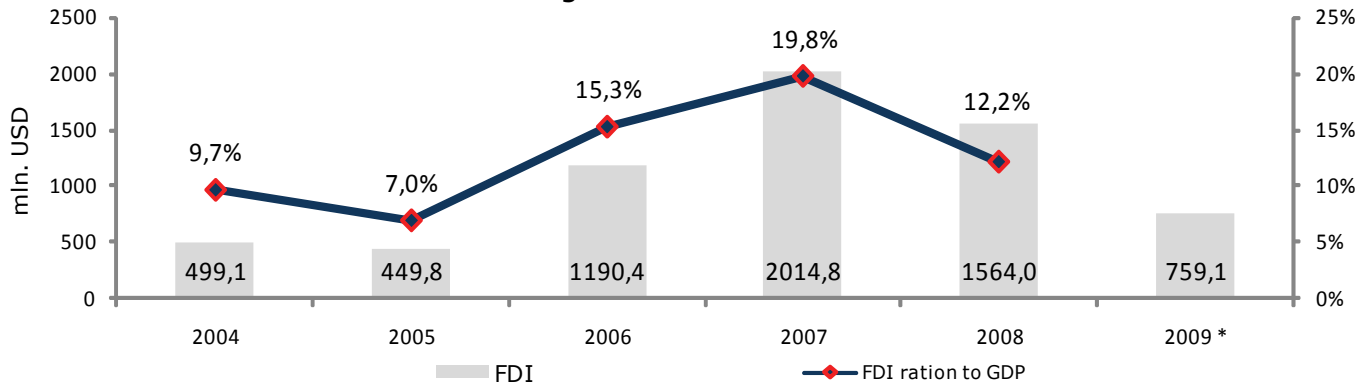
Source:

National Statistics Office of Georgia

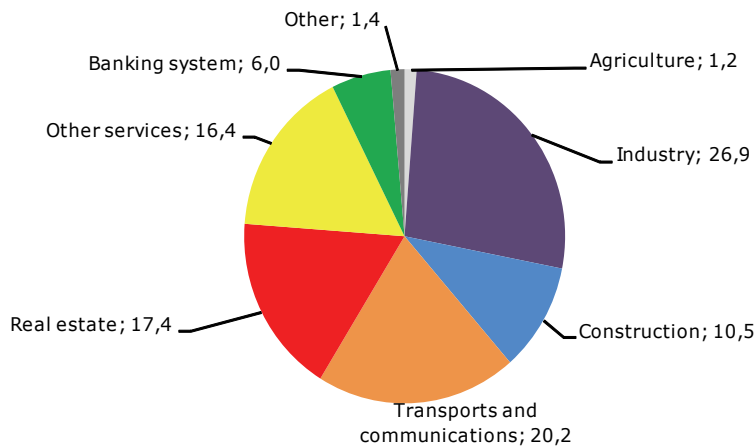
External Economic Statistics



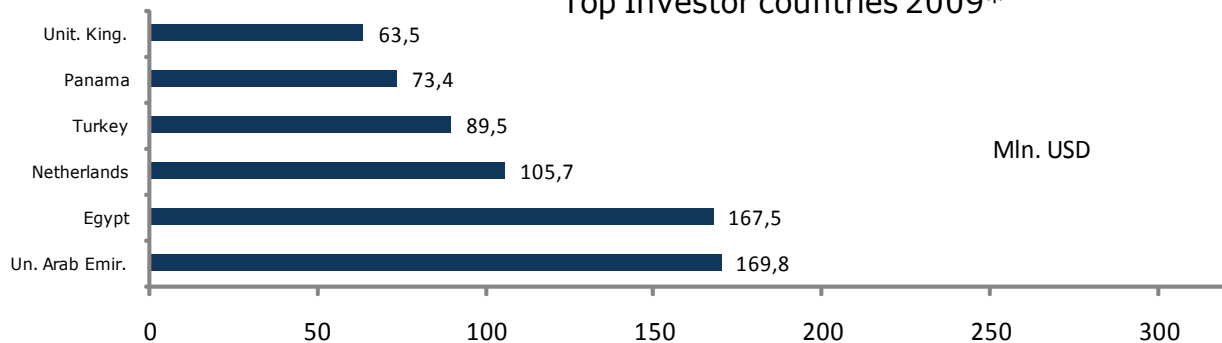
Foreign Direct Investments



FDI by Economic Sectors (2009*, %)



Top Investor countries 2009*



- Foreign Direct Investments in Georgia in 2009* was 759,1 mln.USD

	2006	2007	2008	2009	2010 (II)
Registered Export (FOB)	936,2	1232,4	1496,1	1135,0	216,4
Registered Import (CIF)	3677,7	5214,9	6304,6	4378,3	598,9
Turnover	4613,9	6447,3	7800,6	5513,3	815,3
FDI in Georgia	1190,4	2014,8	1564,0	759,1*	
Foreign dept of Georgia	1697,5	1790,0	2691,4	3381,5	3394,6

(mln. USD) Data for 2009 is preliminary

source :

National Statistics Office of Georgia, National Investment Agency, Ministry of Finance of Georgia

Contact Information:

Zurab Pololikashvili

Minister of Economic Development of Georgia
zp@economy.ge

Zurab Alavidze

Deputy Minister of Economic Development of Georgia
zalavidze@economy.ge

Lali Gogoberidze

Head of Economic Analysis and Policy Department
lalig@economy.ge

Eter Mamukelashvili

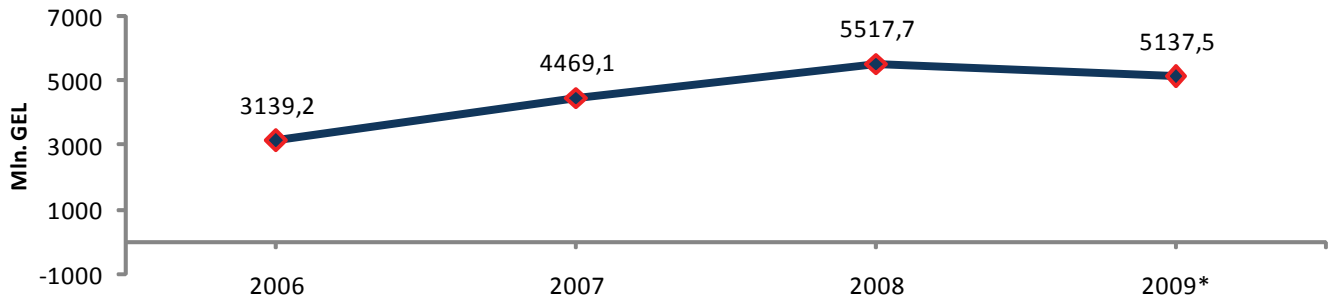
Chief Specialist
 (+99599) 16 41 96
eteri@economy.ge

Nino Berianidze

Chief Specialist
 (+99593) 56 17 81
niniko@economy.ge



State Budget Revenues



	2006	2007	2008	2009
Revenues	3139,2	4469,1	5517,7	5137,5
Taxes	2130,3	3010,5	4541,6	4260,0
Social contributions	502,8	722,0		
Grants	167,6	208,7	617,2	555,5
Other revenues	338,5	527,8	359,0	322

(მლნ. ლარი)

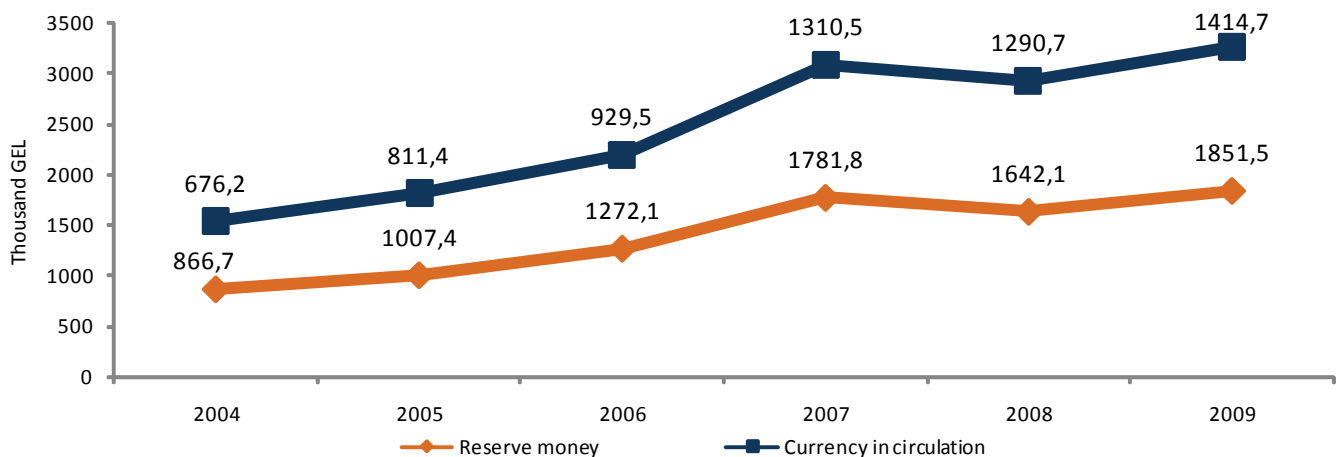
Remark:

Datas for 2009 are plans

Source:

Georgian law about State Budget

Monetary Indicators



	2004	2005	2006	2007	2008	2009
Reserve money	866,7	1007,4	1272,1	1781,8	1642,1	1851,5
Currency in Circulation	676,2	811,4	929,5	1310,5	1290,7	1414,7

Source:

National Bank of Georgia

Contact Information:

Zurab Pololikashvili
Minister of Economic Development of Georgia
zp@economy.ge

Zurab Alavidze
Deputy Minister of Economic Development of Georgia
z.alavidze@economy.ge

Lali Gogoberidze
Head of Economic Analysis and Policy Department
lalig@economy.ge

Eter Mamukelashvili
Chief Specialist
(+99599) 16 41 96
eteri@economy.ge

Nino Berianidze
Chief Specialist
(+99593) 56 17 81
niniko@economy.ge



Ministry of Economic Development of Georgia

Weekly Economic Digest



Contact Information:

Zurab Pololikashvili Minister of Economic Development of Georgia	(+99532) 99 10 11	zp@economy.ge
Zurab Alavidze Deputy Minister of Economic Development of Georgia	(+99532) 99 11 33	z.alavidze@economy.ge
Lali Gogoberidze Head of Economic Analysis and Policy Department	(+99532) 99 11 14	lalig@economy.ge
Eter Mamukelashvili Chief Specialist of Economic Analysis and Policy Department	(+99599) 16 41 96	eteri@economy.ge
Nino Berianidze Chief Specialist of Economic Analysis and Policy Department	(+99599) 56 17 81	niniko@economy.ge

Useful Links:

Ministry of Economic Development of Georgia	www.economy.ge
Georgian National Investment Agency	www.investingeorgia.org
Department of Tourism and Resorts of Georgia	www.dort.gov.ge
Department of Privatization of Georgia	www.privatization.ge
Georgian National Agency for Standards, Technical Regulations and Metrology	www.gnims.caucasus.net
Department of Statistics of Georgia	www.statistics.ge
Georgian State Inspection of Technical Supervision	www.techinspection.ge
Enterprises Management Agency	www.ema.ge
National Bank of Georgia	www.nbg.gov.ge
Parliaments of Georgia	www.parliament.ge
Government of Georgia	www.government.gov.ge
Ministry of Environment Protection and Natural Resources of Georgia	www.garemo.itdc.ge
Ministry of Energy of Georgia	www.minenergy.gov.ge
Ministry of Agriculture of Georgia	www.maf.ge
Ministry of Finance of Georgia	www.mof.ge
Georgia's profile	www.georgia.gov.ge

Contact Information:

Zurab Pololikashvili
Minister of Economic Development of Georgia
zp@economy.ge

Zurab Alavidze
Deputy Minister of Economic Development of Georgia
z.alavidze@economy.ge

Lali Gogoberidze
Head of Economic Analysis and Policy Department
lalig@economy.ge

Eter Mamukelashvili
Chief Specialist
(+99599) 16 41 96
eteri@economy.ge

Nino Berianidze
Chief Specialist
(+99599) 56 17 81
niniko@economy.ge

