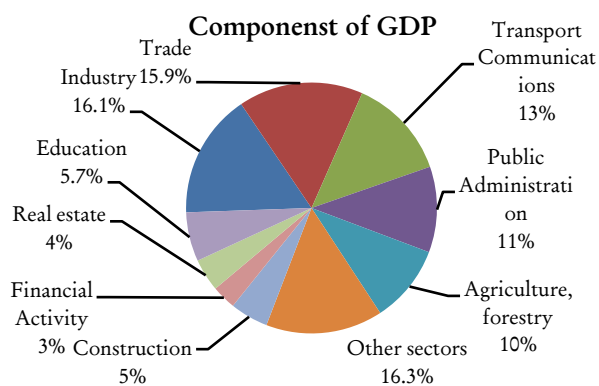
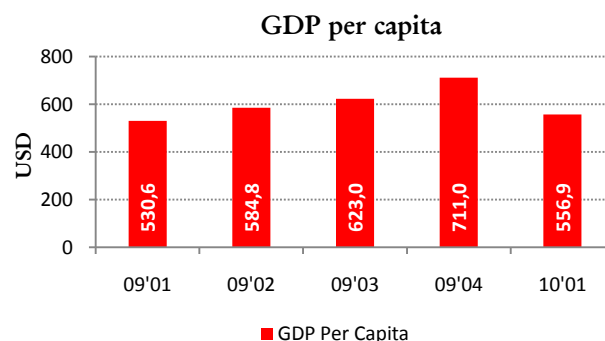
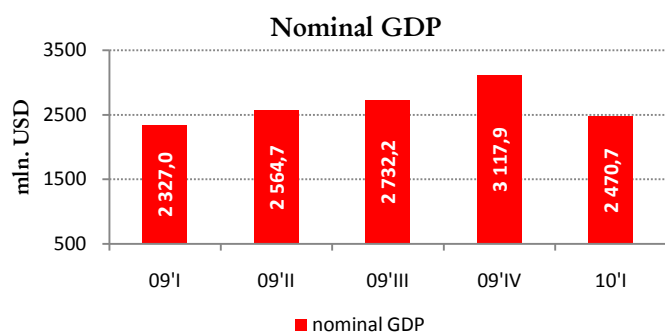




In 1st quarter of 2010, nominal GDP of Georgia constituted to 2,5 USD bln. The Real GDP growth was 4.5 percent compared to the 1st quarter of 2009. In 2009, nominal GDP amounted to 10,7 USD bln. (17,9 bln. GEL). Real GDP growth equaled to -3.9 percent.

In 1st quarter of 2010 GDP per capita equals to 556,9 USD and is increased by 5.0 percent as compared to the data of the 1st quarter of 2009. Since 2006, current year's data is the highest level among 1st quarters. In 2009, nominal GDP per capita amounted to 2 450,1 USD (4 092,8 GEL).

Significant shares of GDP fall on following sectors of economy: trade (16.1%), industry (15.9%), transport and communications (13.4%), public administration (11.4%), agriculture, forestry and fishing (10.0%), etc.



	2004	2005	2006	2007	2008	2009	2010 IQ
GDP in current prices, US\$ mln.	5 124,7	6 411,0	7 761,7	10 171,9	12 800,5	10 744,7	2 470,7
Real GDP growth, %	5.9	9.6	9.4	12.3	2.3	-3.9	4.5
Nominal GDP Per Capita, US\$	1 187,6	1 483,5	1 763,5	2 314,6	2 921,1	2 450,1	556.9

Source: National Statistics Office of Georgia

Contact Information:

Economic Analysis and Policy Department
 (+995 32) 99 10 40