



**175 COUNTRIES.
175 SCORES.**

**HOW DOES
YOUR COUNTRY
MEASURE UP?**

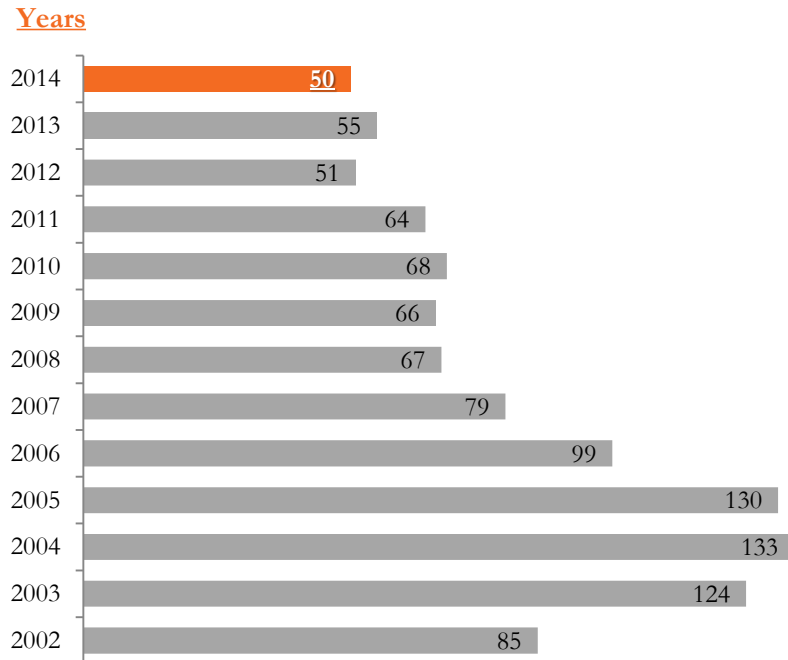
The perceived levels of public sector corruption in 175 countries/territories around the world.

CORRUPTION PERCEPTIONS INDEX 2014

Corruption Perception Index

Georgia's Ranking

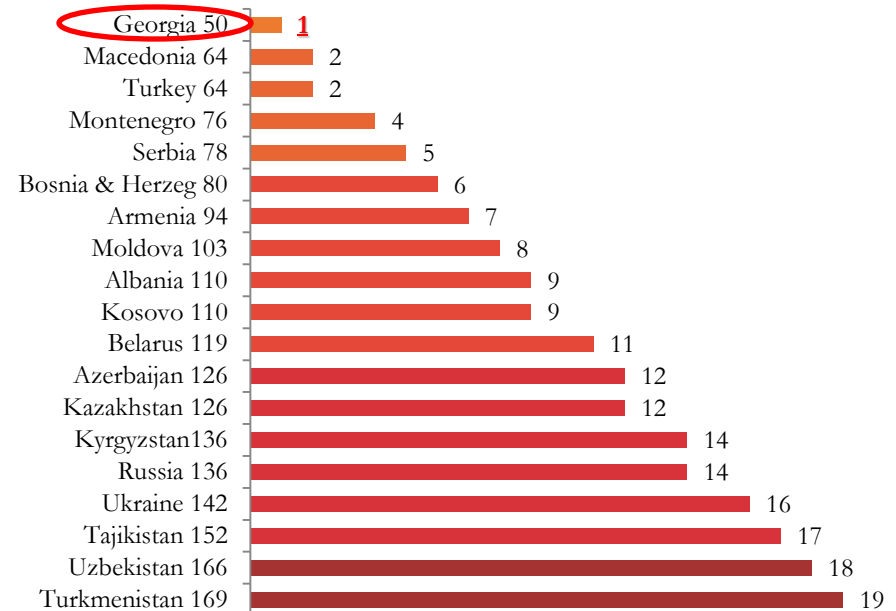
Georgia takes **50th position** with the score of **52**



Georgia's Ranking in Region

Georgia takes **1st position** comparing to **19** countries in region

Global ranking

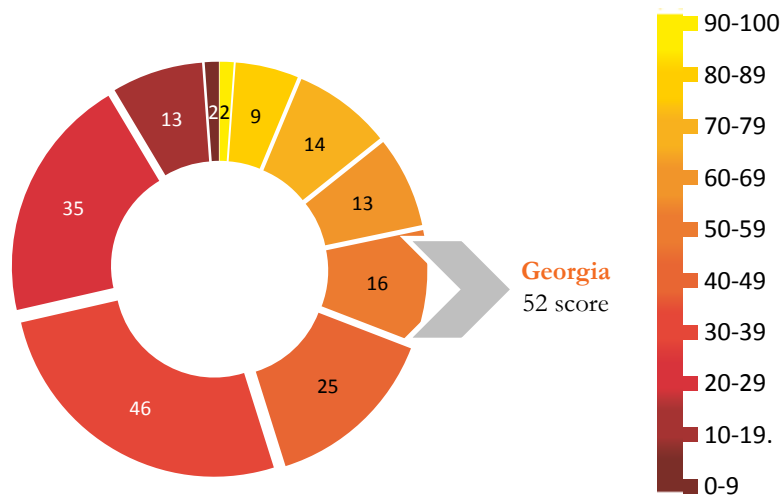


Corruption Perception Index

Number of Countries by Score

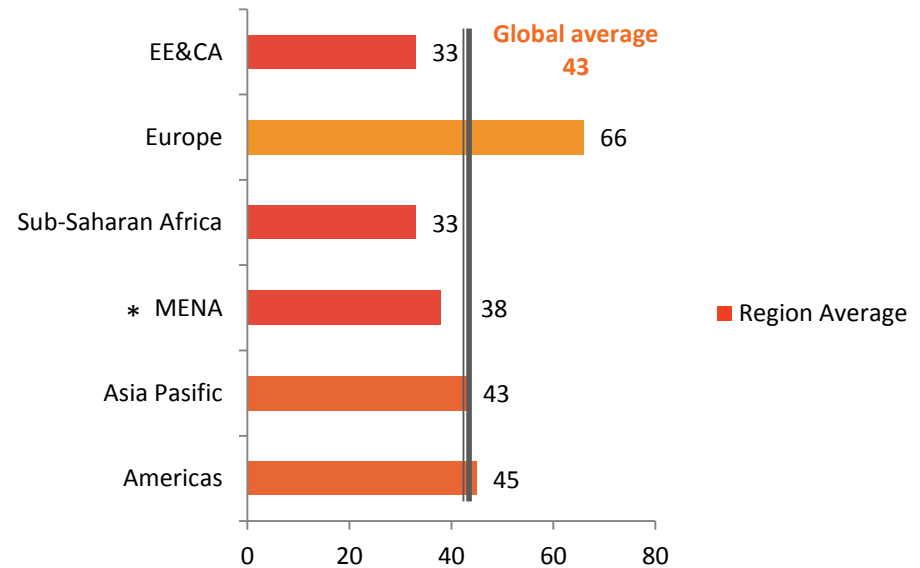
The 2014 CPI covers 175 countries

Number of Countries



Global and Regions Average

Georgia is included in EE&CA region, with the average score of 33



* Middle East & North Africa

Corruption Perception Index

WHAT IS TRANSPARENCY INTERNATIONAL

- ❖ The global civil society organization leading the global fight against corruption
- ❖ Provides reliable quantitative diagnostic tools regarding levels of transparency and corruption, both at global and local levels
- ❖ Explore how corruption corrodes the foundations of societies

WHAT IS THE CORRUPTION PERCEPTION INDEX

- ❖ The CPI scores and ranks countries/territories based on how corrupt a country's public sector is perceived to be. It is a composite index, a combination of surveys and assessments of corruption, collected by a variety of reputable institutions.
- ❖ Composite index, a poll of polls, drawing on corruption-related data from expert and business surveys carried out by a variety of independent and reputable institutions

Corruption Perception Index

WHAT ARE THE DATA SOURCES FOR THE CPI

The 2014 CPI draws on data sources from governance and business climate analysis. The sources of information used for the 2014 CPI are based on data gathered in the past 24 months

WHAT DOES CPI MEASURE

- ❖ Measures the overall extent of corruption (frequency and/or size of corrupt transactions) in the public and political sectors and provides a ranking of countries, that measure perceptions of corruption in at least a few different countries
 - **CPI** shows a country's ranking and score, the number of surveys used to determine the score, and the confidence range of the scoring
 - A country/territory's score indicates the perceived level of public sector corruption on a scale from **0** (highly corrupt) to **100** (very clean)
 - Shows how one country compares to others included in the index. The CPI score indicates the perceived level of public-sector corruption in a country/territory
 - The CPI is based on **12 independent surveys**

Corruption Perception Index

WHICH ORGANIZATIONS CALCULATE CPI

- ❖ African Development Bank – Governance Ratings (AFDB)
- ❖ Bertelsmann Foundation – Sustainable Governance Indicators (SGI)
- ❖ **Bertelsmann Foundation – Transformation Index (BTI – Georgia 49)**
- ❖ World Competitiveness Yearbook (IMD)
- ❖ Political Risk Services - Country Risk Guide (ICRG)
- ❖ **World Bank - Country Performance and Institutional Assessment (WB – Georgia 47)**
- ❖ **World Economic Forum - Executive Opinion Survey (WEF – Georgia 77)**
- ❖ **World Justice Project - Rule of Law Index (WJP – Georgia 65)**
- ❖ Economist Intelligence Unit – Country Risk Assessment(EIU)
- ❖ **Global Insight - Country Risk Ratings (GI – Georgia 32)**
- ❖ Political and Economic Risk Consultancy – Asian Intelligence (PERC)
- ❖ **Freedom House - Nations in Transit (FH – Georgia 44)**