


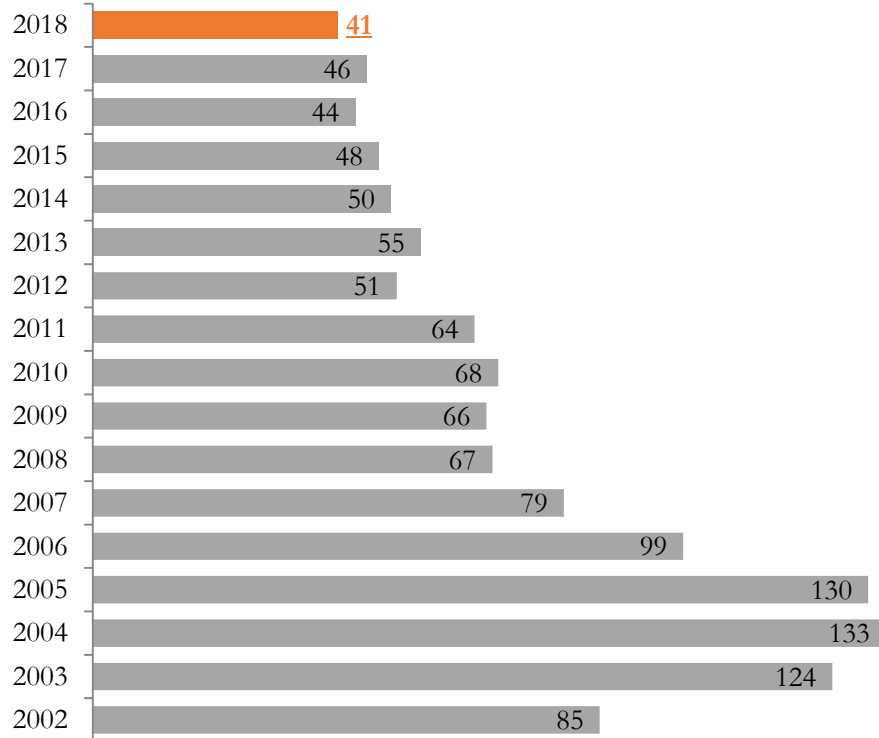
Corruption Perception Index



Corruption Perception Index

Georgia's Ranking

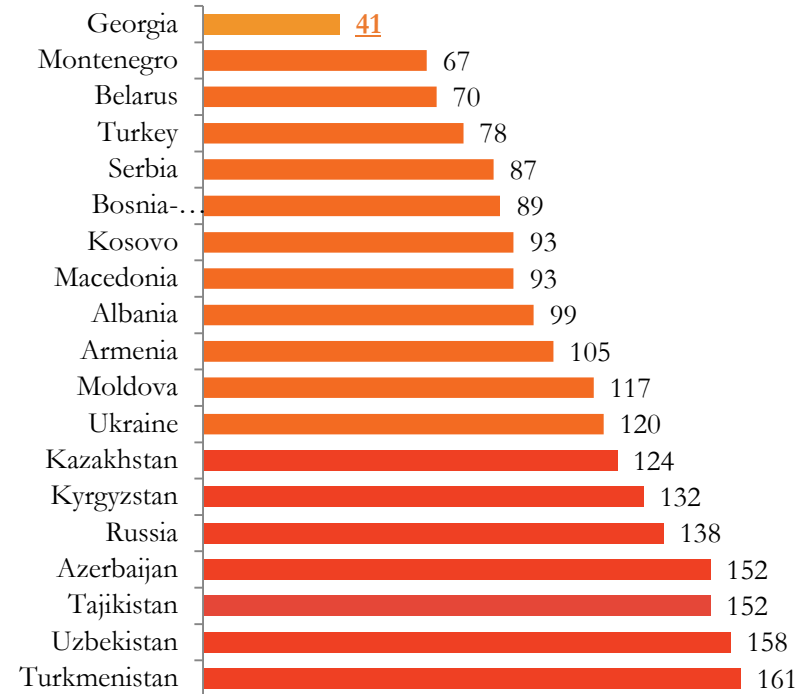
Georgia takes **41st position** with the score of 58 amongst **180** countries



Georgia's Ranking in Region

Georgia takes **1st position** comparing to **19** countries in Eastern Europe and Central Asia region

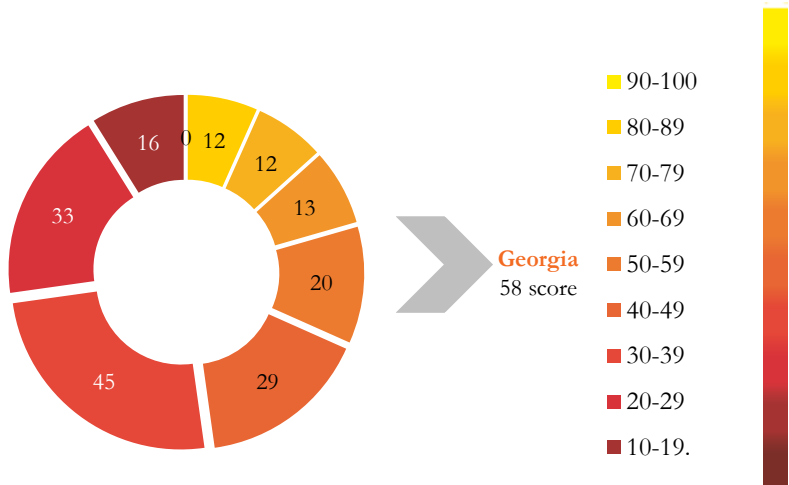
Global Ranking



Corruption Perception Index

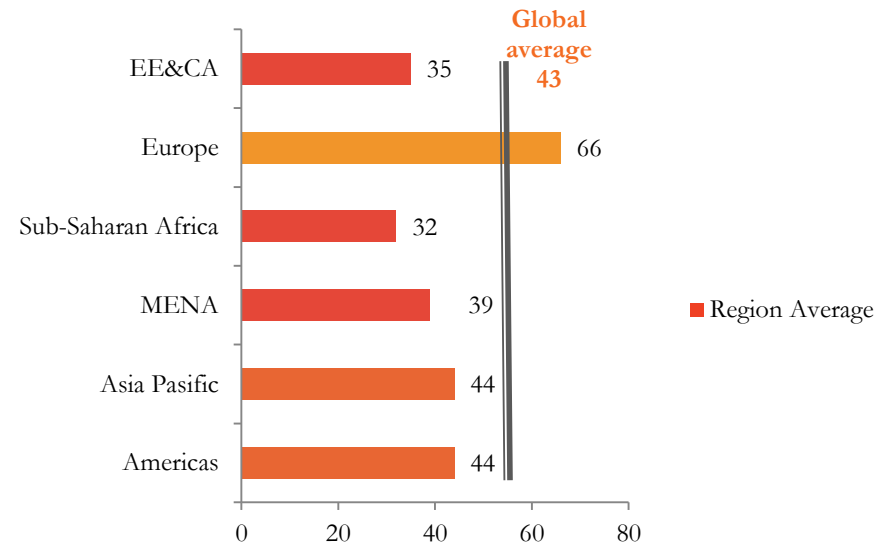
Number of Countries by Score

CPI 2018 covers **180 countries**



Global and Regions Average

Georgia is included in EE&CA region. The average score of the region is **35**.



Corruption Perception Index

WHAT IS TRANSPARENCY INTERNATIONAL

- ❖ The global civil society organization leading the global fight against corruption
- ❖ Provides reliable quantitative diagnostic tools regarding levels of transparency and corruption, both at global and local levels
- ❖ Explore how corruption corrodes the foundations of societies

WHAT IS THE CORRUPTION PERCEPTION INDEX

- ❖ The CPI scores and ranks countries/territories based on how corrupt a country's public sector is perceived to be. It is a composite index, a combination of surveys and assessments of corruption, collected by a variety of reputable institutions.
- ❖ Composite index, a poll of polls, drawing on corruption-related data from expert and business surveys carried out by a variety of independent and reputable institutions

Corruption Perception Index

WHAT ARE THE DATA SOURCES FOR THE CPI

The 2018 CPI draws on data sources from governance and business climate analysis. The sources of information used for the 2018 CPI are based on data gathered in the past 24 months

WHAT DOES CPI MEASURE

- ❖ Measures the overall extent of corruption (frequency and/or size of corrupt transactions) in the public and political sectors and provides a ranking of countries, that measure perceptions of corruption in at least a few different countries
 - **CPI** shows a country's ranking and score, the number of surveys used to determine the score, and the confidence range of the scoring
 - A country/territory's score indicates the perceived level of public sector corruption on a scale from **0** (highly corrupt) to **100** (very clean)
 - Shows how one country compares to others included in the index. The CPI score indicates the perceived level of public-sector corruption in a country/territory
 - The CPI is based on **13 independent surveys**

Corruption Perception Index

WHICH ORGANIZATIONS CALCULATE CPI

- ❖ World Economic Forum „Executive Opinion Survey“ (EOS)
- ❖ Global Insight „Country Risk Ratings“
- ❖ Bertelsmann Foundation „Transformation Index“
- ❖ World Justice Project „Rule of Law Index“
- ❖ Varieties of Democracy (VDEM) Project
- ❖ Freedom House „Nations in Transit“