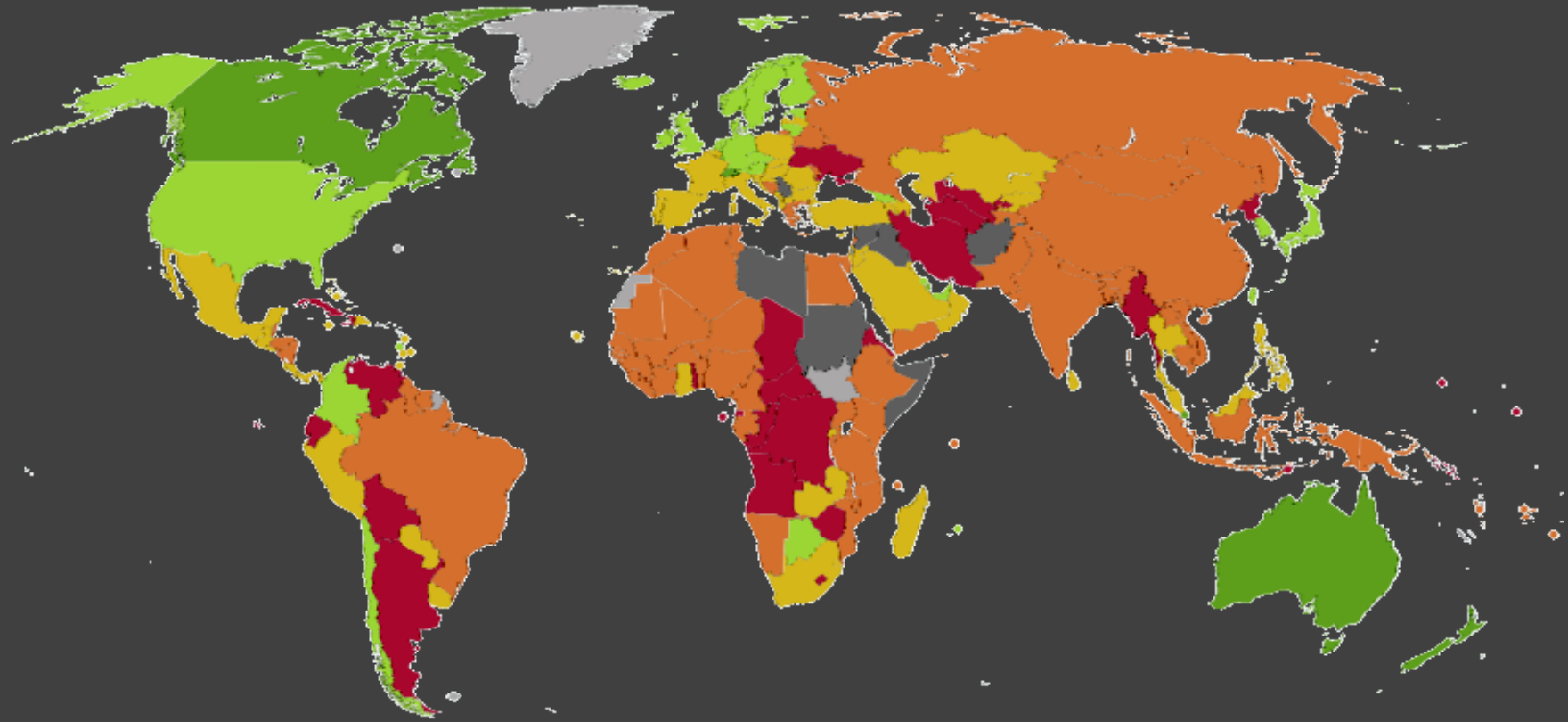


2018 INDEX OF ECONOMIC FREEDOM



Heritage Foundation

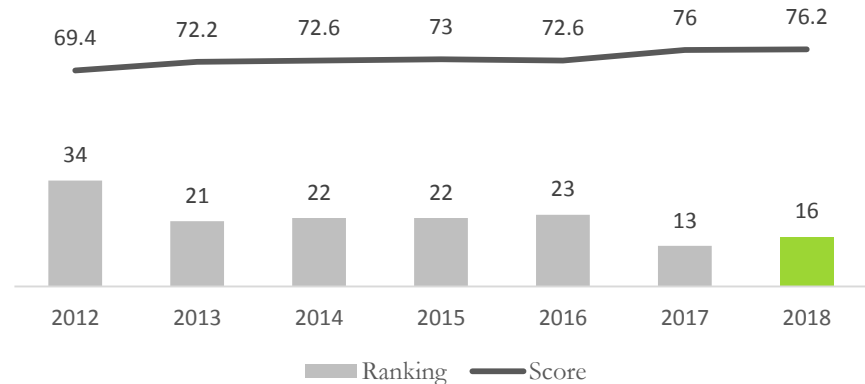
LEADERSHIP FOR AMERICA

Index of Economic Freedom

Georgia's Ranking in 2012 – 2018

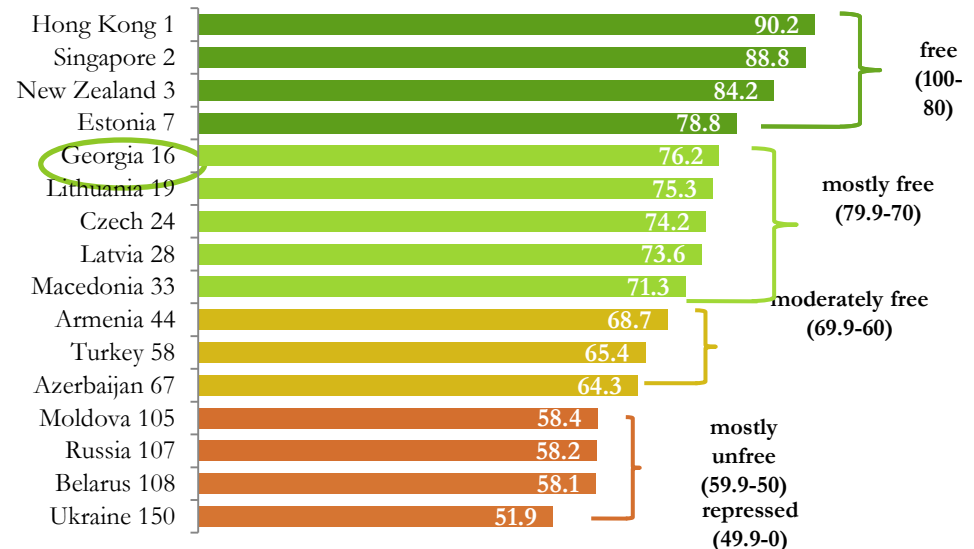
GEORGIA'S RANKING

- ❖ From **34th** in 2012 to **16th** in 2018 with the score of **76.2** amongst 180 countries (improvement by 0.2 points)
- ❖ In 2018 Georgia remains **Mostly Free group**



Georgia's Ranking Compared to Other Countries

- ❖ In 2018 Georgia is ranked **9th** out of 44 countries in the Europe region
- ❖ The average score of Georgia (**76.2**) exceeds the average score of EU (**68.8**) by **7.4** points and the average score of the World (**61.1**) by **15.1** points.



Index of Economic Freedom

CHANGE OF POSITIONS BY CATEGORIES

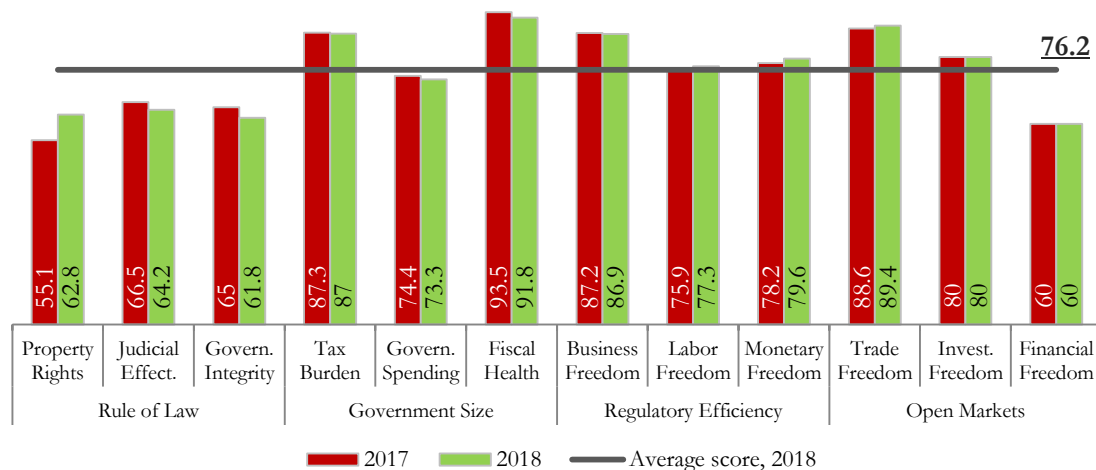
❖ Georgia improved its positions in 7 indicators out of 12: in:

- Property Rights (62.8 score) – 50th place (improved by 27 positions)
- Government Integrity (61.8 score) – 28th place (improved by 3 positions)
- Tax Burden (87 score) – 34th place (improved by 2 positions)
- Business Freedom (86.9 score) – 13th place (improved by 3 positions)
- Labor Freedom (77.3 score) – 17th place (improved by 8 positions)
- Monetary Freedom (79.6 score) – 80th place (improved by 12 positions)
- Trade Freedom (89.4 score) – 6th place (improved by 3 positions)

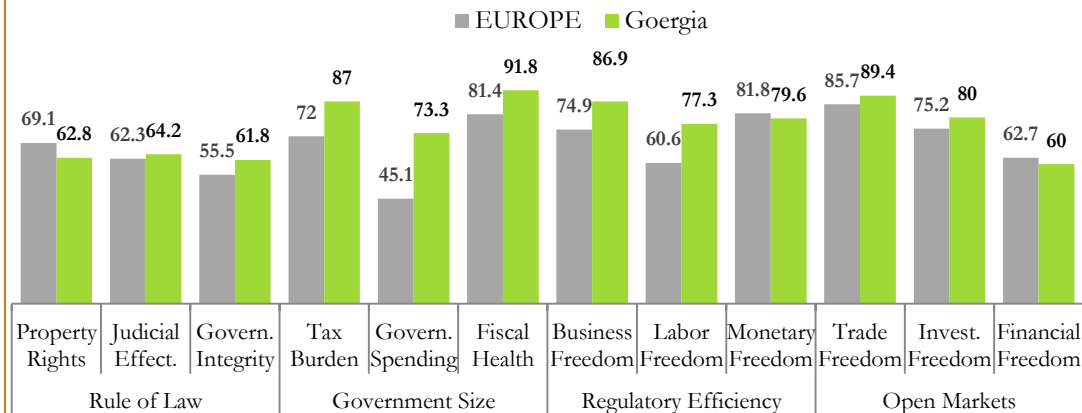
❖ Georgia's positions worsened in the following categories:

- Judicial Effectiveness (64.2 score) – 37th place (down by 3 positions)
- Government Spending (73.3 score) – 72nd place (down by 4 positions)
- Fiscal Health (91.8 score) – 44th place (down by 4 positions)
- Investment Freedom (80 score) – 24th place (down by 3 positions)
- Financial Freedom (60 score) – 40th place (down by 1 positions)

Scores by Categories

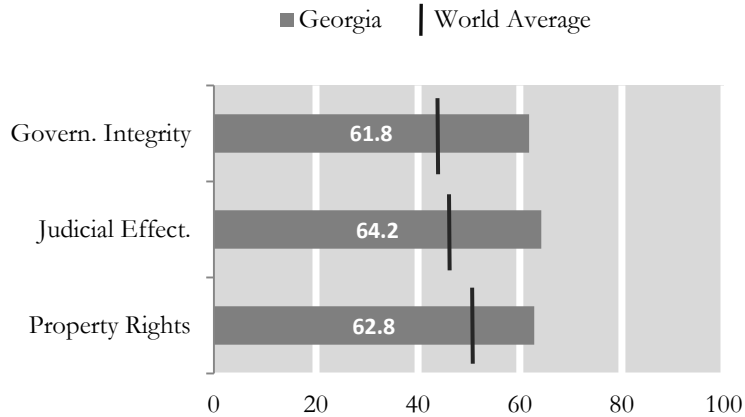


Comparison of Score's by Categories

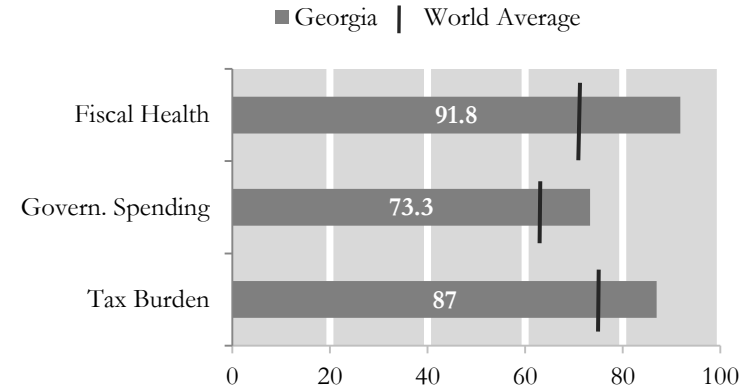


Index of Economic Freedom

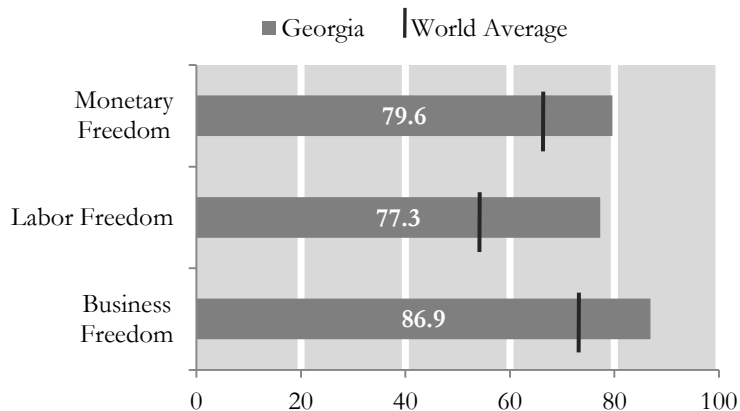
RULE OF LAW



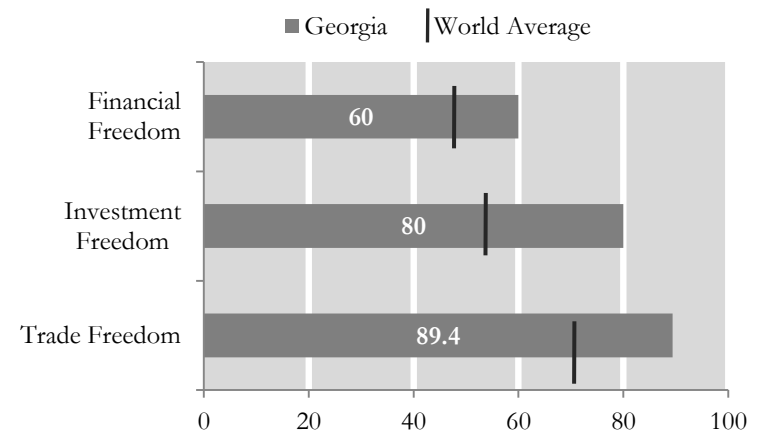
GOVERNMENT SIZE



REGULATORY EFFICIENCY



OPEN MARKETS



Index of Economic Freedom

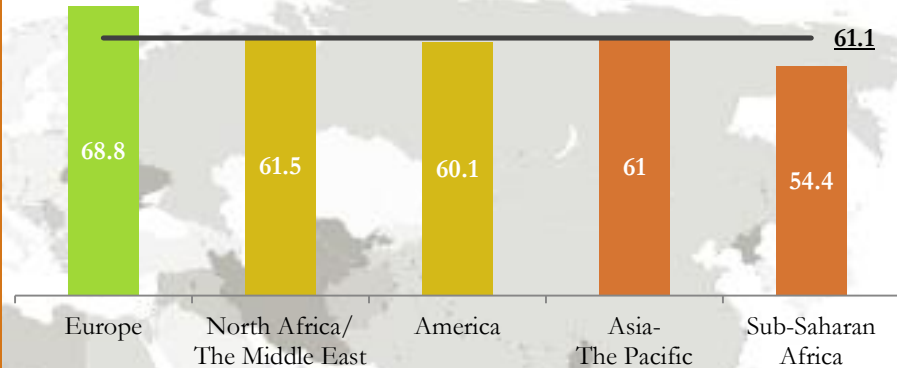
WHAT DOES INDEX OF ECONOMIC FREEDOM COVER

❖ In 2018 Index of Economic Freedom covered 180 economies

- Europe: *45 economies*
- Asia- Pacific: *43 economies*
- North America: *3 economies*
- South and Central America/Caribbean Countries: *29 economies*
- Middle East/North Africa: *18 economies*
- Sub-Saharan Africa: *48 economies*

The Overall Score of regions

Regions — Average score of world



Number of Countries by Score

